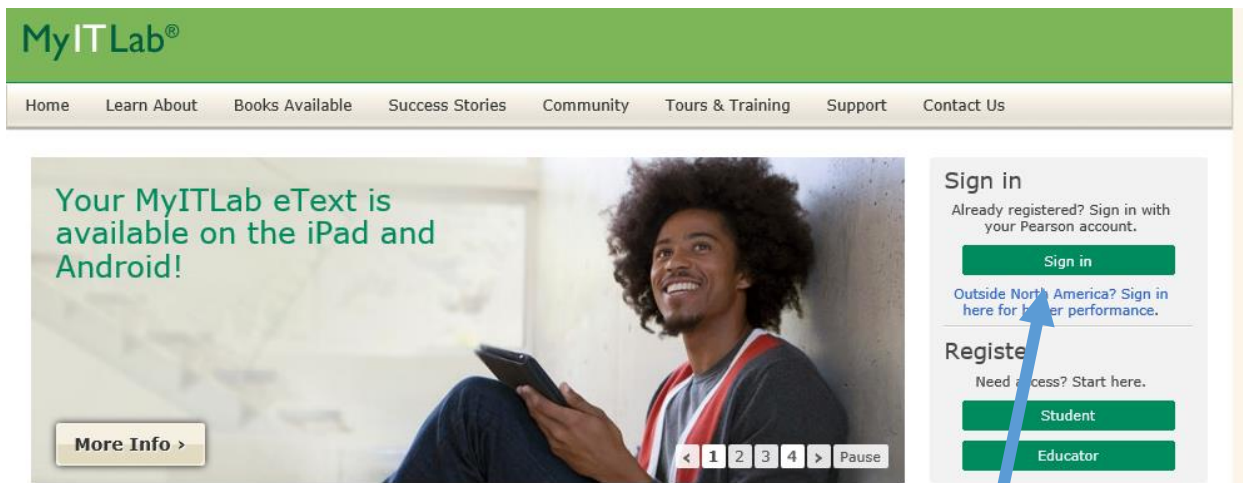


Open **WWW.Myitlab.com** in Internet Explorer



Click on Sign in on right side of webpage



Welcome to Pearson Prentice Hall's myitlab, your online assessment and training solution for Microsoft Office and Computer Concepts.

**Sign in to myitlab:**

If you have already registered for myitlab, enter your Login Name and Password in the box on the right, and then click Login.

To register for myitlab for the first time, click the [Click here to register link](#), on the right, and follow the instructions. Before registering, please verify that your computer meets the [system and browser requirements](#).

**Contacting Technical Support:**

To contact Technical Support, please visit [247.support.pearsoned.com](http://247.support.pearsoned.com)

**Enter Your Login Name and Password**

Login Name

Password

[Forgot your Login Name or Password?](#)

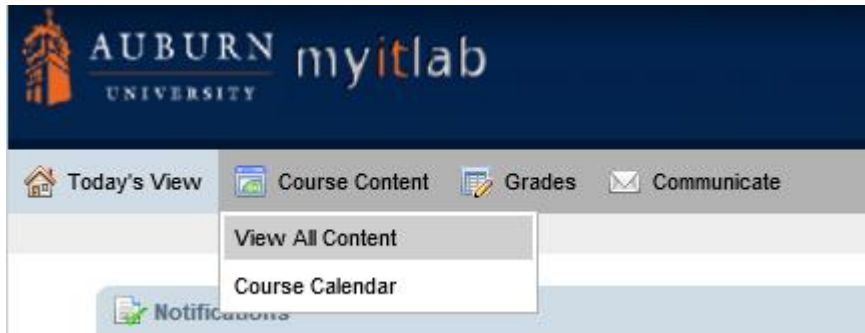
[Click here to register](#)

Powered by  Pegasus  
[Privacy Policy](#) | [License Agreement](#)

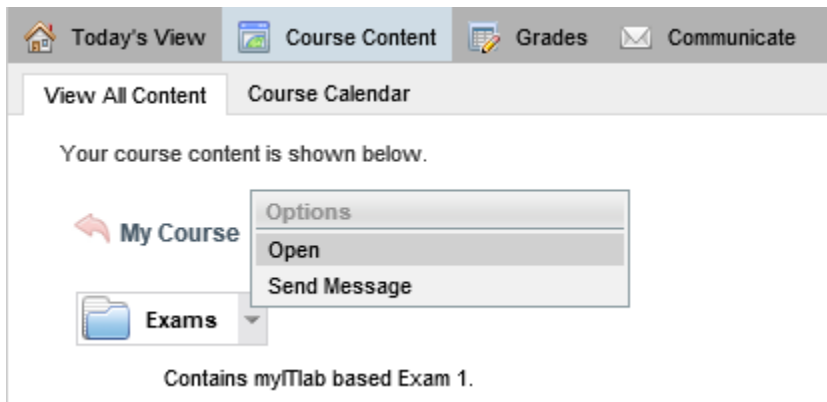
Enter your username and password



Click on the section you enrolled in.



Click on course content → then click on View all content



Click on Exams folder.



Click on the exam required and write password to start the exam.

Password would be provided by the instructor in class.